

Revive



Revive Daystand

Designed to provide personal storage and work surfaces for patient rooms, exam spaces, and specialized clinics.

RDS 2821/3421/4021
W 26 H 28/34/40 D 19.25

Revive



24" with drawer and metal legs
RDS2421
W 24 H 24 D 19.25

28" with drawer and metal legs
RDS2821
W 24 H 28 D 19.25

34" with drawer and metal legs
RDS3421-GB
W 26 H 36 D 19.25

40" with drawer and casters
RDS4022-GB
W 26 H 42 D 19.25

Design Options




24" open with fixed shelf
RDS2411
W 24 H 24 D 19.25

34" with drawer and grab bar, plinth base
RDS3423-GB
W 26 H 36 D 19.25


34" with drawer, grab bar and half height door
RDS3431-GB
W 26 H 36 D 19.25

34" with drawer, grab bar and light receptacle
RDS4021-GB-LM
W 26 H 42 D 19.25

Design Features




Integrated towel bar supports personal hygiene



Light receptacle allows personal lighting



Two-tiered surface provides valuable horizontal storage



Resilient marine style bumper edge captures spills

Coordinates



Revive Guest Chair



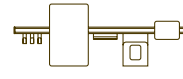
Revive Patient Chair



Revive Ottoman / Footstool



Revive Guest Center



Revive Display System

Notes

- Design options not shown include full height door available on RDS 24/28
- Featured Finishes—Metal Finish: MP03 Chino, Laminate: PL03 Savoy Cherry, PL10 Shadow (top)
- Designed by George Simons in collaboration with the Brandrud Design Team