

Revive



Revive Dressers

Designed to provide personal storage and work surfaces for patient rooms, exam spaces, and specialized clinics.

REVV-00201/REVV-00207
W 32/38 H 30/37 D 16.5/19

Revive



Dresser
30" high with three drawers and metal legs
REVV-00201
W 32 H 30 D 16.5



Dresser
37" high with work surface, three drawers, and metal legs
REVV-00205
W 38 H 37 D 19



Dresser
63" wide with six drawers and metal legs
REVV-00208
W 63 H 30 D 16.5

Design Options



Dresser
30" high with drawer, shelf, and locking casters
REVV-00203
W 32 H 30 D 16.5



Dresser
37" high with work surface, two doors, inside shelf, pulls and lock, grab bar, lighting mount, and plinth base
REVV-00206
W 38 H 37 D 19



Dresser
63" wide with three drawers and two doors, inside shelf, pulls and locks, and metal legs
REVV-00209
W 63 H 30 D 16.5

Design Features



Imbedded drawer pulls for ease of use and maintenance



Rounded corners for user safety and aesthetic appeal



Self-closing drawers reduce noise, better fit and feel



Strip on back of top surfaces to contain items, liquid



Secondary work surface for caregivers or guests



Optional drawer and door pulls and locks available

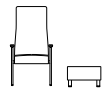


Glide can be adjusted to accommodate uneven floors

Coordinates



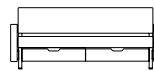
Revive Guest Chair



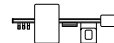
Revive Patient Chair and Ottoman/Footstool



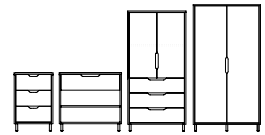
Revive Daystand



Revive Guest Center



Revive Display System



Revive Modular Case Goods

Notes

- For additional design options refer to the price list on Brandrud.com
- Featured finishes – Laminate: PL06, Metal: MP07, Top Surface: PL09
- Designed by George Simons in collaboration with the Brandrud Design Team