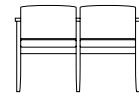


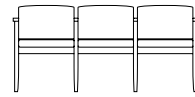
Open Back Tandem



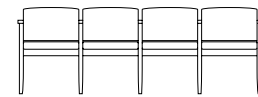
H220 Chair
Overall: 25.75D 23W 30H
Inside: 18D 18.75W 11.5H
Seat: 18.5H Arm: 25.75H



H220-2 Two Seat Tandem
Overall: 25.75D 43.25W 30H
Inside: 18D 18.75W 11.5H
Seat: 18.5H Arm: 25.75H



H220-3 Three Seat Tandem
Overall: 25.75D 63.5W 30H
Inside: 18D 18.75W 11.5H
Seat: 18.5H Arm: 25.75H

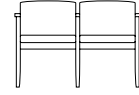


H220-4 Four Seat Tandem
Overall: 25.75D 83.75W 30H
Inside: 18D 18.75W 11.5H
Seat: 18.5H Arm: 25.75H

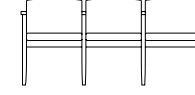
Closed Back Tandem



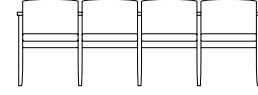
H221 Chair
Overall: 25.75D 23W 30H
Inside: 18D 18.75W 11.5H
Seat: 18.5H Arm: 25.75H



H221-2 Two Seat Tandem
Overall: 25.75D 43.25W 30H
Inside: 18D 18.75W 11.5H
Seat: 18.5H Arm: 25.75H



H221-3 Three Seat Tandem
Overall: 25.75D 63.5W 30H
Inside: 18D 18.75W 11.5H
Seat: 18.5H Arm: 25.75H

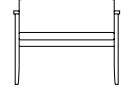


H221-4 Four Seat Tandem
Overall: 25.75D 83.75W 30H
Inside: 18D 18.75W 11.5H
Seat: 18.5H Arm: 25.75H

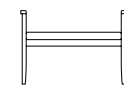
Tandem



H222-2 Loveseat, Open Back
Overall: 25.75D 36.75W 30H
Inside: 18D 32.5W 11.5H
Seat: 18.5H Arm: 25.75H



H223-2 Loveseat, Closed Back
Overall: 25.75D 36.75W 30H
Inside: 18D 32.5W 11.5H
Seat: 18.5H Arm: 25.75H

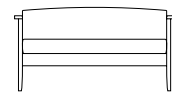


H222-2B Two Seat Bench
Overall: 23D 36.75W 25.75H
Inside: 23D 32.5W 7.25H
Seat: 18.5H Arm: 25.75H

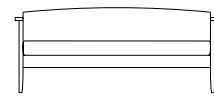
Lounge



H225 Chair
Overall: 30D 30.25W 31.5H
Inside: 19D 24.75W 12.25H
Seat: 19.25H Arm: 27.25H



H225-2 Loveseat
Overall: 30.5D 55.25W 31.5H
Inside: 19D 49.75W 12.25H
Seat: 19.25H Arm: 27.25H



H225-3 Sofa
Overall: 31D 70.25W 31.5H
Inside: 19D 64.75W 12.25H
Seat: 19.25H Arm: 27.25H

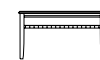
Freestanding Tables



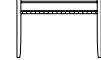
H22-T1L Table
Overall: 20D 20W 16.5H



H22-T1H Table
Overall: 20D 20W 21H



H22-T2L Table
Overall: 20D 30W 16.5H



H22-T2H Table
Overall: 20D 30W 21H



H22-T3H Table
Overall: 30D 30W 21H



H22-T4L Table
Overall: 36D 36W 16.5H



H22-T5L Table
Overall: 24D 48W 16.5H



H22-T6 Table
Overall: 17D 48W 28H

Ganging Tables



H22-TSG Center Ganging Table
Overall: 19D 20.75W 16.25H



H22-TER End Run Table
Overall: 19D 20.75W 16.25H



H22-TCG Corner Table
Overall: 25.5D 25.5W 16.25H



Optional Upholstered Arm Panel Insert
Available On Interior And Exterior Arms
Upholstered Both Sides



Open Wood Non-Pommel Arm Standard



Optional Woven Fabric Arm Panel Insert
Available On Exterior Arms Only
Upholstered On Interior Side



Optional Wood Weave Arm Panel Insert
Available On Exterior Arms Only
Upholstered On Interior Side

SPECIFICATION DETAILS
<p>Cover: H225 Lounge Chair, Optional Woven Fabric Arm Panel Insert, W-40 Finish. H22-T1H Table, Wood Top, Black Webbed Shelf, W-40 Finish. H225-3 Lounge Sofa, Standard Open Wood Arms, W-40 Finish. (2) H221 Chairs / H22-TER End Run Table, Upholstered Arm Panel Option, Wood Table Top, W-40 Finish. Page 1: (2) H225 Lounge Chairs, Standard Open Wood Arms, W-40 Finish. Page 2: (2) H220 Open Back Chairs with H22-TSG Center Gang Table, W-40 Finish. H225-3 Lounge Sofa, Standard Open Wood Arms, W-40 Finish. H225 Lounge Chair, Standard Open Wood Arms, W-40 Finish. H223-2 Closed Back Tandem Loveseat, Standard Open wood Arms, W-10 Finish. (2) H220 Open Back Chairs with H22-TSG Center Gang Table, W-40 Finish. Page 3: (2) H220 Chairs / H22-TCG Corner Gang Table, Standard Open Wood Arms / Wood Top, W-40 Finish. H220 Open Back Chair / H22-TER End Run Table, Standard Open Wood Arms / Wood Top, W-40 Finish. H222-2B Tandem Bench, Standard Open Wood Arms, W-40 Finish. H22-T1H Freestanding Table, Wood Top, Optional Woven Fabric Shelf, W-10 Finish. H22-T4L Freestanding Table, Glass Top Option, W-40 Finish. H22-T3H Freestanding Table, Wood Top, W-40 Finish.</p>

Malibu™

WAITING / LOUNGE AREA, PATIENT ROOM, GUEST / VISITOR, TABLES



braytonspaces

Malibu Too seating is also available and includes tandem, patient chairs, and ottoman.

brayton international®
A Steelcase Company

250 Swathmore Avenue High Point, NC 27263
p: 800 627 6770 f: 888 413 5161 www.brayton.com

B3005 - 11/03 - WCP - 10M
Product specifications
subject to change.



(cover) H225 Lounge Chair with Optional Woven Fabric Arm Panel Insert. H22-T1H Table with Optional Woven Fabric Shelf. H225-3 Lounge Sofa. H221-2 Closed Back Two Seat Tandem with H22-TER End Run Table. (this page) H225 Lounge Chairs with Open Arms. (opposite) (2) H220 Open Back Chairs with H22-TSG Center Gang Table



H225-3 Lounge Sofa
Standard Open Wood Arms



H225 Lounge Chair
Standard Open Wood Arms



H223-2 Closed Back Tandem Loveseat
Standard Open Wood Arms



(2) H220 Chairs / H22-TSG Center Gang Table
Standard Open Wood Arms / Wood Top



(2) H220 Chairs / H22-TCG Corner Gang Table
Standard Open Wood Arms / Wood Top



H220 Chair / H22-TER End Run Table
Standard Open Wood Arms / Wood Top

ENGINEERED FOR MULTIPLE APPLICATIONS

The Malibu seating collection successfully integrates function with a comprehensive array of design options. Offering a complete line of seating and occasional tables including lounge, bench, and tandem styles, Malibu features over 25 different models.

Constructed from hardwood maple, Malibu meets all BIFMA testing standards and can withstand high use applications. This product line can accommodate different spatial and user requirements from its larger scale lounge models to its smaller scale tandem 2, 3, or 4 seat models. For complete lounge/waiting applications, ganging tables may be specified.

DESIGNED FOR PRODUCT FLEXIBILITY

Standard with open wood arms, Malibu's aesthetics can be easily transformed by selecting one of its three

arm panel insert options. The upholstered arm panel insert can be specified for exterior and interior arms and provides a comfortable enhancement to lounge or tandem models. The unique woven fabric arm panel insert features 1.5" woven cotton strapping and can be specified for exterior arms and is upholstered on interior side. For the ultimate enhancement, select the wood weave arm panel insert of woven solid maple strips. In addition, coordinating Malibu freestanding tables are available in four different top surfaces along with an optional woven fabric storage shelf.

With 20 standard wood finishes, its transitional design, and a comprehensive DesignTex graded-in textile offering, Malibu is an excellent solution for your furniture needs. Malibu's design flexibility allows for the product to be specified from a high profile lobby application to a high-use institutional or hospitality environment.



Design: Dennie Pimental / John Duffy
Design Origin: United States

FEATURES AND BENEFITS

- Solid Maple Construction
- 25 Models Available
- Open Wood Non-Pommel Arms Standard
- Three Optional Arm Inserts
- Lounge And Tandem Seating
- Welt Detailing Standard (may be deleted)
- Closed Or Open Back Detail On Tandem
- Optional Moisture Barrier On Seats
- CAL 133 Option
- 2, 3, And 4 Seat Tandem Units
- Variety Of Design Options
- 20 Standard Wood Finishes
- Coordinating Freestanding And Ganging Tables
- Five Table Top Surfaces – Wood, Finesse®, Laminate, Granite Or Glass (Granite not available on H22-T6)
- Optional Woven Fabric Storage Shelf On Freestanding Tables
- Optional Contrasting Welt Available



H222-2B Tandem Bench
Standard Open Wood Arms



H22-T1H Freestanding Table
Wood Top / Optional Woven Fabric Shelf



H22-T4L Freestanding Table
Glass Top Option



H22-T3H Freestanding Table
Wood Top