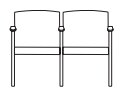


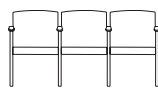
**Narrow Metal Guest**



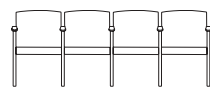
**H716-1M** Arm Chair  
Overall: 25.25D 24W 34.25H  
Inside: 18.5D 19.25W 17H  
Seat: 17.5H Arm: 24H



**H716-2M** Two Seat Tandem  
Overall: 25.25D 44.75W 34.25H  
Inside: 18.5D 19.25W 17H  
Seat: 17.5H Arm: 24H



**H716-3M** Three Seat Tandem  
Overall: 25.25D 65.5W 34.25H  
Inside: 18.5D 19.25W 17H  
Seat: 17.5H Arm: 24H

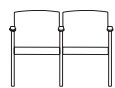


**H716-4M** Four Seat Tandem  
Overall: 25.25D 86W 34.25H  
Inside: 18.5D 19.25W 17H  
Seat: 17.5H Arm: 24H

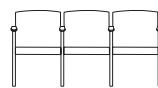
**Narrow Wood Guest**



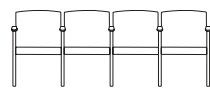
**H716-1W** Arm Chair  
Overall: 26.25D 24W 33.5H  
Inside: 18.5D 19.25W 17H  
Seat: 17.5H Arm: 24H



**H716-2W** Two Seat Tandem  
Overall: 25.25D 44.75W 33.5H  
Inside: 18.5D 19.25W 17H  
Seat: 17.5H Arm: 24H



**H716-3W** Three Seat Tandem  
Overall: 25.25D 65.5W 33.5H  
Inside: 18.5D 19.25W 17H  
Seat: 17.5H Arm: 24H

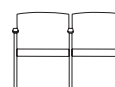


**H716-4W** Four Seat Tandem  
Overall: 25.25D 86W 33.5H  
Inside: 18.5D 19.25W 17H  
Seat: 17.5H Arm: 24H

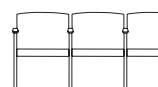
**Wide Metal Guest**



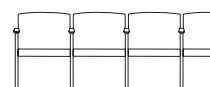
**H717-1M** Arm Chair  
Overall: 25.25D 26W 34.25H  
Inside: 18.5D 21.25W 17H  
Seat: 17.5H Arm: 24H



**H717-2M** Two Seat Tandem  
Overall: 25.25D 48.75W 34.25H  
Inside: 18.5D 21.25W 17H  
Seat: 17.5H Arm: 24H



**H717-3M** Three Seat Tandem  
Overall: 25.25D 71.5W 34.25H  
Inside: 18.5D 21.25W 17H  
Seat: 17.5H Arm: 24H

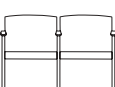


**H717-4M** Four Seat Tandem  
Overall: 25.25D 94.25W 34.25H  
Inside: 18.5D 21.25W 17H  
Seat: 17.5H Arm: 24H

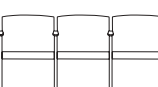
**Wide Wood Guest**



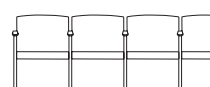
**H717-1W** Arm Chair  
Overall: 25.25D 26W 34.25H  
Inside: 18.5D 21.25W 17H  
Seat: 17.5H Arm: 24H



**H717-2W** Two Seat Tandem  
Overall: 25.25D 48.75W 34.25H  
Inside: 18.5D 21.25W 17H  
Seat: 17.5H Arm: 24H



**H717-3W** Three Seat Tandem  
Overall: 25.25D 71.5W 34.25H  
Inside: 18.5D 21.25W 17H  
Seat: 17.5H Arm: 24H

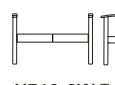


**H717-4W** Four Seat Tandem  
Overall: 25.25D 94.25W 34.25H  
Inside: 18.5D 21.25W 17H  
Seat: 17.5H Arm: 24H


**Benches**



**H718-2M** Two Seat Bench, Metal  
Overall: 25.75D 46W 24H  
Inside: 25.75D 41.75W 6.5H  
Seat: 17.5H Arm: 24H



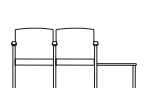
**H718-2W** Two Seat Bench, Wood  
Overall: 25.75D 46W 24H  
Inside: 25.75D 41.75W 6.5H  
Seat: 17.5H Arm: 24H



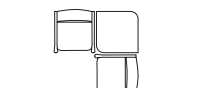
**H717-2W** Wood Rectangular Freestanding  
Overall: 22D 46.062W 15.75H



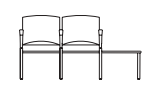
**H717-1W** Wood Square Freestanding  
Overall: 22D 22.375W 15.75H



**H717-ERW** Wood Square Ganging, End-Of-Run  
Overall: 22D 22.375W 15.75H



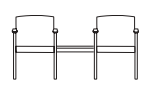
**H717-CG** Corner Ganging  
Overall: 28D 26W 15.75H



**H717-ERM** Metal Square Ganging, End-Of-Run  
Overall: 22D 22.375W 15.75H




**H717-SG1** Ganging Wide  
Overall: 22D 22.375W 15.75H

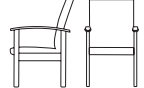


**H717-SG2** Ganging Narrow  
Overall: 20D 22.375W 15.75H

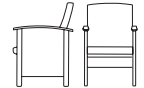
**Contemporary Patient**



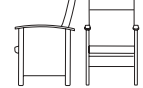
**H719-1M** Stationary Midback, Small Scale  
Overall: 24.75D 25.25W 38H  
Inside: 18.25D 20.625W 22H  
Seat: 17.5H Arm: 24.5H



**H720-1M** Stationary Highback, Small Scale  
Overall: 24.75D 25.25W 48H  
Inside: 18.25D 20.625W 32H  
Seat: 17.5H Arm: 24H



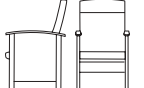
**H710-LM** Stationary Midback  
Overall: 29D 27W 38.5H  
Inside: 18D 21.5W 22.5H  
Seat: 18H Arm: 25H



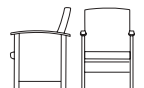
**H710-LH** Stationary Highback  
Overall: 29D 27W 47H  
Inside: 18D 21.5W 31H  
Seat: 18H Arm: 25H



**H711-LM** Flex Midback  
Overall: 29D 27W 38.5H  
Inside: 18D 21.5W 22.5H  
Seat: 18H Arm: 25H



**H711-LH** Flex Highback  
Overall: 29D 27W 47H  
Inside: 18D 21.5W 31H  
Seat: 18H Arm: 25H




**H712-LM** Glider Midback  
Overall: 29D 27W 38.5H  
Inside: 18D 21.5W 22.5H  
Seat: 18H Arm: 25H

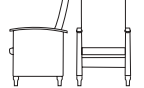


**H712-LH** Glider Highback  
Overall: 29D 27W 47H  
Inside: 18D 21.5W 31H  
Seat: 18H Arm: 25H


**Transitional Patient**



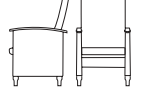
**H750-LM** Stationary Midback  
Overall: 29D 28.5W 38.55H  
Inside: 18D 21.5W 22.5H  
Seat: 18H Arm: 25.5H



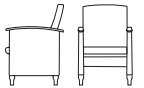
**H750-LH** Stationary Highback  
Overall: 29D 28.5W 47H  
Inside: 18D 21.5W 31H  
Seat: 18H Arm: 25.5H



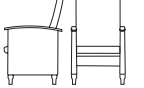
**H751-LM** Flex Midback  
Overall: 29D 28.5W 38.5H  
Inside: 18D 21.5W 22.5H  
Seat: 18H Arm: 25.5H



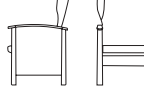
**H751-LH** Flex Highback  
Overall: 29D 28.5W 47H  
Inside: 18D 21.5W 31H  
Seat: 18H Arm: 25.5H



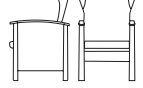
**H752-LM** Glider Midback  
Overall: 29D 28.5W 38.5H  
Inside: 18D 21.5W 22.5H  
Seat: 18H Arm: 25.5H



**H752-LH** Glider Highback  
Overall: 29D 28.5W 47H  
Inside: 18D 21.5W 31H  
Seat: 18H Arm: 25.5H



**H780-LM** Stationary Midback  
Overall: 29D 28.5W 38.5H  
Inside: 18D 21.5W 22.5H  
Seat: 18H Arm: 25H



**H780-LH** Stationary Highback  
Overall: 29D 28.5W 47.5H  
Inside: 18D 21.5W 31.5H  
Seat: 18H Arm: 25H



**H781-LM** Flex Midback  
Overall: 29D 28.5W 38.5H  
Inside: 18D 21.5W 22.5H  
Seat: 18H Arm: 25H



**H781-LH** Flex Highback  
Overall: 29D 28.5W 47H  
Inside: 18D 21.5W 31H  
Seat: 18H Arm: 25H



**H782-LM** Glider Midback  
Overall: 29D 28.5W 38.5H  
Inside: 18D 21.5W 22.5H  
Seat: 18H Arm: 25H



**H782-LH** Glider Highback  
Overall: 29D 28.5W 47H  
Inside: 18D 21.5W 31H  
Seat: 18H Arm: 25H

**SPECIFICATION DETAILS**

**Cover:** H717-2W Guest Two Seat Tandem/Wide Wood, W-10 Finish, DesignTex Genuine Imitation Curry 2069-701; H717-ERW Wood Square Ganging End-Of-Run Table, W-10 Finish, Cream Laminate Top. **Page 2 (2)** H716-1W Guest Armchair / Narrow Wood, W-10 Finish, DesignTex Genuine Imitation Curry 2069-701. **Page 3** H716-1M Guest Armchair Narrow Metal, Wheat Powdercoat Finish, DesignTex 1+1 Plums 2276-502. H718-2M Two Seat Bench, Metal, Black Powdercoat Finish. H717-2W Rectangular Freestanding Table, W-15 Finish, 2817 Sierra Speckle Laminate. H716-2M Two Seat Tandem Narrow Metal, Wheat Powdercoat Finish, DesignTex 1+1 Miss You 2278-501 Pond. H717-4M Four Seat Tandem / Wide, Graphite Powdercoat Finish, DesignTex 1+1 Miss You 2278-801. (2) H716-1W with H717-SG1 Ganging wide Table, W-10 Finish, DesignTex Genuine Imitation Curry 2069-701. **Page 4** H752-LM Transitional Glider Midback, W-10 Finish, Wood Armcap Option, Duration Vinyl DU-150. H782-LH Traditional Glider Highback, W-45 Finish, Duration Vinyl DU-148. H711-LM Flex Midback / Contemporary / Metal, Standard Urethane Armcaps, Wheat Powdercoat Finish.

# Progeny®

WAITING / LOUNGE, PATIENT ROOM, GUEST / VISITOR, TABLES





(above / below right) H716-1W Armchair/Narrow: Optional Wood Armcap, H71T-SG1 Table.  
(cover) H717-2W Two Seat Tandem/Wide: Optional Wood Armcap, H71T-ERW Table / Laminate Top.

#### NEW OPPORTUNITIES IN PERFORMANCE

Progeny moves far ahead of the competitive field and sets new standards for performance and cost effectiveness. With its unique flexibility and functionality, Progeny offers an excellent solution to cost of ownership issues.

Progeny delivers a new sense of excitement in healthcare and other high use seating areas. Other manufacturers offer various assortments of product that have little linkage between function and long term cost of ownership. Progeny is different in the fact that it is a true "furniture platform".

#### TANDEM SEATING

Progeny is the perfect solution for high use waiting areas. Beautiful design that supports the marketing position of your organization combined with the functional performance to withstand the toughest customer.

Working with your design professional, Progeny can be specified in an infinite array of configurations, finishes,

styles and arm details. It also offers graded-in DesignTex fabrics along with over 22 standard wood finishes. Metal frame options may be specified in three standard powdercoat colors. Progeny was designed to assure flexibility in design and function.

#### MOTION THERAPY

Motion therapy is very good for patients during recovery. Progeny supports natural movement in either a gliding or flex format. In addition to the patient room, the Progeny motion option is also an excellent solution for daycare settings and assisted living areas.

The special flex mechanism provides a gentle, soothing rocking motion. In comparison, the glider option offers a smooth front to rear movement allowing the user's feet to remain comfortably on the floor. To provide continuity in design, Progeny also provides a stationary chair in all of the patient chair styles – contemporary, transitional, and traditional.



H716-1M Arm Chair / Narrow / Metal: Standard Urethane Armcaps / Wheat Finish.

H718-2M Two Seat Bench / Metal: Standard Urethane Armcaps / Black Finish.

H71T-2W Wood Rectangular / Freestanding Table: Laminate Top / W-15 Light Cherry Finish.



H716-2M Two Seat Tandem / Narrow / Metal: Standard Urethane Armcaps / Wheat Finish.



H717-4M Four Seat Tandem / Wide / Metal: Standard Urethane Armcaps / Graphite Finish.



Design: Fahnstrom/McCoy  
Design Origin: United States

#### MANUFACTURING EXCELLENCE

With platform-based manufacturing, Progeny can be reconfigured to change both aesthetic styling and functionality. This ability to conform to a change in needs eliminates the future requirement of replacing your entire furniture investment.

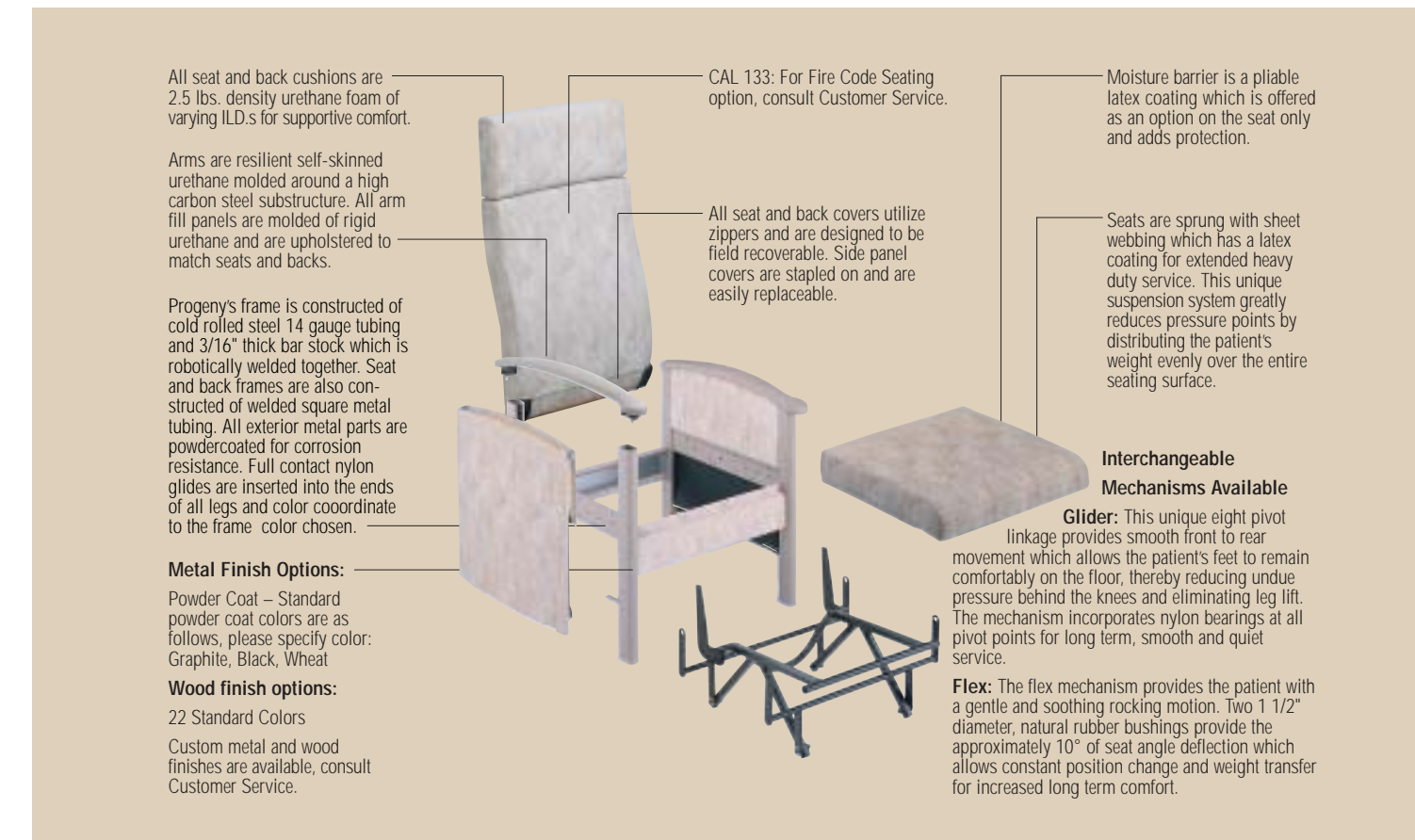
With over \$1 million in product tooling investment, Progeny is built for performance with a solid steel infrastructure and molded foam for consistent quality. Mechanism kits can adapt functionality, armcaps can be easily field replaced, and arm side panels are designed for low cost refurbishment.

The Progeny platform is ideal for high quality manufacturing and field service. The investment of

highly-tooled engineered parts provides a framework for interchangeable components. Simply ordering parts versus entire pieces of furniture can complete any post-sale repairs or reconfigurations.

The wide range of component options can retrofit an existing chair in form, function or both. Need to add motion to a stationary chair? Simply order the motion mechanism and install in the original stationary frame.

By investing in the Progeny platform, you receive the assurance that your future requirements can be met. Progeny simply adapts to your needs.



All seat and back cushions are 2.5 lbs. density urethane foam of varying ILLDs for supportive comfort.

Arms are resilient self-skinned urethane molded around a high carbon steel substructure. All arm fill panels are molded of rigid urethane and are upholstered to match seats and backs.

Progeny's frame is constructed of cold rolled steel 14 gauge tubing and 3/16" thick bar stock which is robotically welded together. Seat and back frames are also constructed of welded square metal tubing. All exterior metal parts are powdercoated for corrosion resistance. Full contact nylon glides are inserted into the ends of all legs and color coordinate to the frame color chosen.

#### Metal Finish Options:

Powder Coat – Standard powder coat colors are as follows, please specify color: Graphite, Black, Wheat

#### Wood finish options:

22 Standard Colors  
Custom metal and wood finishes are available, consult Customer Service.

CAL 133: For Fire Code Seating option, consult Customer Service.

All seat and back covers utilize zippers and are designed to be field recoverable. Side panel covers are stapled on and are easily replaceable.

Moisture barrier is a pliable latex coating which is offered as an option on the seat only and adds protection.

Seats are sprung with sheet webbing which has a latex coating for extended heavy duty service. This unique suspension system greatly reduces pressure points by distributing the patient's weight evenly over the entire seating surface.

#### Interchangeable Mechanisms Available

**Glider:** This unique eight pivot linkage provides smooth front to rear movement which allows the patient's feet to remain comfortably on the floor, thereby reducing undue pressure behind the knees and eliminating leg lift. The mechanism incorporates nylon bearings at all pivot points for long term, smooth and quiet service.

**Flex:** The flex mechanism provides the patient with a gentle and soothing rocking motion. Two 1 1/2" diameter, natural rubber bushings provide the approximately 10° of seat angle deflection which allows constant position change and weight transfer for increased long term comfort.



H711-LM Flex Midback / Contemporary / Metal: Standard Urethane Armcaps/Wheat Finish.



H782-LH Glider Highback / Traditional: Standard Upholstered Armcaps W-45 Mahogany Finish.



H752-LM Glider Midback / Transitional: Optional Wood Armcaps / W-10 Natural Finish.