

Sieste™

RECLINERS / SLEEPERS / TANDEM SEATING AND TABLES



Tandem



H240 Chair
Optional Pivoting Wood Tablet
Standard Upholstered Arms



H240 Chair



H240 Chair
Optional Wood Armcaps



H240HB Highback Chair
Standard Upholstered Arms



H240B-40 Bariatric Chair
Standard Upholstered Arms

H241-3 Three Seat Tandem
H24-TER End Run Table
H24-T2L Freestanding Table





Design: Studio B
Design Origin: United States

**STANDARD FEATURES
 AND OPTIONS**

- Two Chair Heights
- Lounge and Tandem Models
- Bariatric Seating - 30"W and 40"W
- Eight table options -
 Wood and Laminate Tops
- Optional Moisture Barrier
- Optional Pivoting Tablet
- CAL 133 Option



H240-3 Sofa
 Standard Upholstered Arms



H24-T1H Freestanding Table
 Laminate Top Option



H24-T2L Freestanding Table
 Wood Top Option



(2) H240 Chairs / H24-T45G Wedge Ganging Table
 Laminate Top Option / Optional Contrasting Textiles

Recliners



H562 Wallsaver Recliner shown with optional casters and optional contrasting fabrics.



H561 Three Position Recliner shown with optional casters and optional contrasting fabrics.



H563 Trendelenburg Recliner Optional contrasting fabrics. Casters and upholstered arms standard.



H562 Wallsaver Recliner Optional casters and optional contrasting textiles. Standard upholstered arms.



H561 Three Position Recliner Optional casters and optional contrasting textiles. Standard upholstered arms.



H561 Three Position Recliner

Shown with standard wood legs and optional contrasting textiles.

| Sieste Recliner Matrix | H563 Trendelenburg | H562 Wallsaver | H561 Three Position |
|---|-----------------------|--------------------------|------------------------------|
| Application | | | |
| Treatment | • | | • |
| Patient Room | • | • | • |
| Standard Features | | | |
| Wood Legs | | | • |
| Casters (2 locking, 2 non-locking; specify locking position, front or rear.) | • | | |
| Upholstered Arms | • | • | • |
| Removable seat covers | • | • | • |
| Weight activated mechanism (Trendelenburg position activated by caregiver). | • | | • |
| Release lever mechanism | | • | |
| Patient transport | • | | • |
| Optional Features | | | |
| Push Handle | • | | • |
| IV Pole Adapter (specify left or right facing) | • | | • |
| Moisture Barrier | • | • | • |
| Replaceable wood armcaps | • | • | • |
| Replaceable uph. armcaps | • | • | • |
| Casters (2 locking, 2 non-locking) | | • (rear locking only) | • (front or rear locking) |
| CAL 133 | • | | • |
| Wood Leg | • | | |

STANDARD FEATURES AND OPTIONS

- Optional Moisture Barrier
- CAL 133 Option



H562 Wallsaver Casters
Optional (Rear locking only)



Casters: 2 Locking / 2 Non-Locking
Standard on H563. Optional on H561.



IV Pole Adapter: Optional on H561 and
H563 (IV Pole not included)



Removable Zippered Seat Covers:
Standard on Sieste Recliners
and Sleepers



Upholstered Armcaps
Optional on Sieste Recliners and
Tandem (urethane not available)



Wood Armcaps
Optional on Sieste Recliners
and Tandem



Push / Transport Handle
Optional on Trendelenburg and
Three Position recliners



Wallsaver Recliner
Standard Stationary Metal Base
with Black Wood Trim

Sleepers



H262-76SA Sleeper with Arms (Leg position outside/end panel) W-10 Finish. Storage drawer standard. Optional H262-A Round Bolsters.

**STANDARD FEATURES
AND OPTIONS**



- No Mechanism
- Six Standard Models
- Custom Widths Available
- Optional Moisture Barrier
- CAL 133 Option
- Inside Widths - 76", 80", 84"



Sitting position.



No mechanism to break.
Back easily folds open from top.



Sleeping position. Sleeping surface is
protected from sitting exposure.



Storage Drawer Standard



Specify Leg Position: Arm / Inset



Specify Leg Position: Arm / Outside



Specify Leg Position: Armless / Inset



Specify Leg Position: Armless / Outside



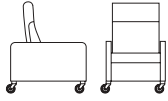
H262-76SP Armless Sleeper
Storage Drawer Standard / Leg Position Inset



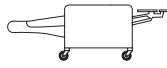
H262-76SA Sleeper with Arms
Storage Drawer Standard / Leg Position Outside
Optional (2) **H262-A Round Bolsters**



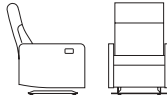
RECLINERS



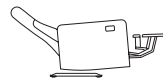
H563 Trendelenburg Recliner
Overall: 37.5D 32.5W 42.5H
Inside: 22D 23W 26H
Seat: 20H Arm: 25.75H



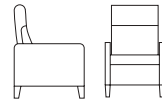
Fully Reclined
Overall: 66.5D 32.5W 34H



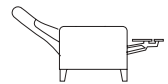
H562 Wallsaver Recliner
Overall: 35D 29.25W 41H
Inside: 22D 23W 26H
Seat: 18.5H Arm: 22.75H



Fully Reclined
Overall: 64D 29.25W 32H

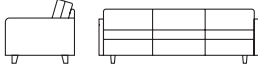


H561 Three Position Recliner
Overall: 34D 29.5W 41.5H
Inside: 22D 23W 26H
Seat: 19.5H Arm: 24.75H




Fully Reclined
Overall: 66D 29.5W 34H


SLEEPERS



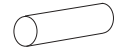
H262-76SA Sleeper / Arms
Overall: 35D 82W 33H
Inside: 21D 76W 16H
Seat: 17H Arm: 23H
Sleep Surface: 32D 76W



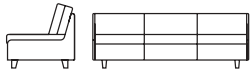
H262-80SA Sleeper / Arms
Overall: 35D 86W 33H
Inside: 21D 80W 16H
Seat: 17H Arm: 23H
Sleep Surface: 32D 80W




H262-84SA Sleeper / Arms
Overall: 35D 90W 33H
Inside: 21D 84W 16H
Seat: 17H Arm: 23H
Sleep Surface: 32D 84W




H262-A Round Bolster
Overall: 17.5D 5.75 dia.



H262-76SP Sleeper / Armless
Overall: 35D 78W 33H
Inside: 21D 76W 16H
Seat: 17H
Sleep Surface: 32D 76W



H262-80SP Sleeper / Armless
Overall: 35D 82W 33H
Inside: 21D 80W 16H
Seat: 17H
Sleep Surface: 32D 80W

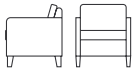


H262-84SP Sleeper / Armless
Overall: 35D 86W 33H
Inside: 21D 84W 16H
Seat: 17H
Sleep Surface: 32D 84W

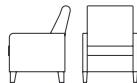


H262-B Square Pillow
Overall: 6D 17W 17H

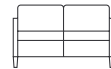
LOUNGE / TANDEM / TABLES



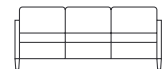
H240 Chair
Overall: 27.5D 29.25W 32.5H
Inside: 19D 23.25W 15H
Seat: 18H Arm: 25H



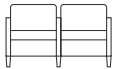
H240HB Highback Chair
Overall: 27.5D 29.25W 37.5H
Inside: 19D 23.25W 19.5H
Seat: 18H Arm: 25H



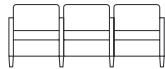
H240-2 Loveseat
Overall: 27.5D 52.5W 32.5H
Inside: 19D 46.5W 15H
Seat: 18H Arm: 25H



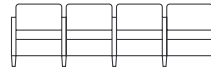
H240-3 Sofa
Overall: 27.5D 75.75W 32.5H
Inside: 19D 69.75W 15H
Seat: 18H Arm: 25H



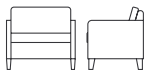
H241-2 Two Seat Tandem
Overall: 27.5D 55.5W 32.5H
Inside: 19D 23.25W 15H
Seat: 18H Arm: 25H



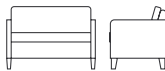
H241-3 Three Seat Tandem
Overall: 27.5D 87.75W 32.5H
Inside: 19D 23.25W 15H
Seat: 18H Arm: 25H



H241-4 Four Seat Tandem
Overall: 27.5D 114W 32.5H
Inside: 19D 23.25W 15H
Seat: 18H Arm: 25H



H240B-30 Bariatric Chair
Overall: 27.5D 36W 32.5H
Inside: 19D 30W 15H
Seat: 18H Arm: 25H



H240B-40 Bariatric Chair
Overall: 27.5D 46W 32.5H
Inside: 19D 40W 15H
Seat: 18H Arm: 25H



H24-TCG Corner Ganging Table
Overall: 31.75D 31.75W 18H



H24-T45G Wedge Ganging Table
Overall: 24D 27.75W 18H



H24-TSG1 Straight Ganging Table
Overall: 26D 20W 18H



H24-TSG2 Straight Ganging Table
Overall: 26D 16W 18H



H24-TER End Run Ganging Table
Overall: 26D 20W 18H



H24-T1H Freestanding Table
Overall: 26D 26W 23H



H24-T1L Freestanding Table
Overall: 26D 26W 18H



H24-T2L Freestanding Table
Overall: 48D 23W 18H