

tx2™

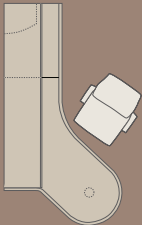
wall-to-wall fit, made standard



wall-to-wall fit, made standard

tX2...unparalleled beauty and application flexibility in a single casegood system. Our exceptional finish enhances the natural beauty of our premium veneers. Worksurface and storage components are tailored every two inches for a **wall-to-wall fit, made standard.**

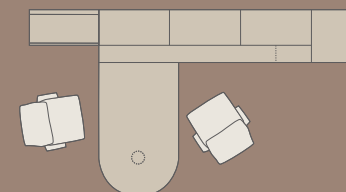
application flexibility



setting size: 12'-8" x 7'

Flex-tops + flex-box overheads are tailored **every two inches** for a custom wall-to-wall fit, made standard. **Modular pedestals** may be specified in any combination to create unique storage solutions below the worksurface, and **overhead storage** may be specified - with three different mounting options. Diagonal worksurface shapes orient users towards interaction and height adjustable mobile desks accommodate human scale.

work process



setting size: 8' x 9'

Piles and projects may be managed in unique ways with project walls, worksurface cubbies, overhead cubbies, and pedestal cubbies. **Project wall** is a user-adjustable storage and information display solution that leverages vertical space for filing and piling. **Cubby pedestals** feature adjustable metal shelves to organize projects.

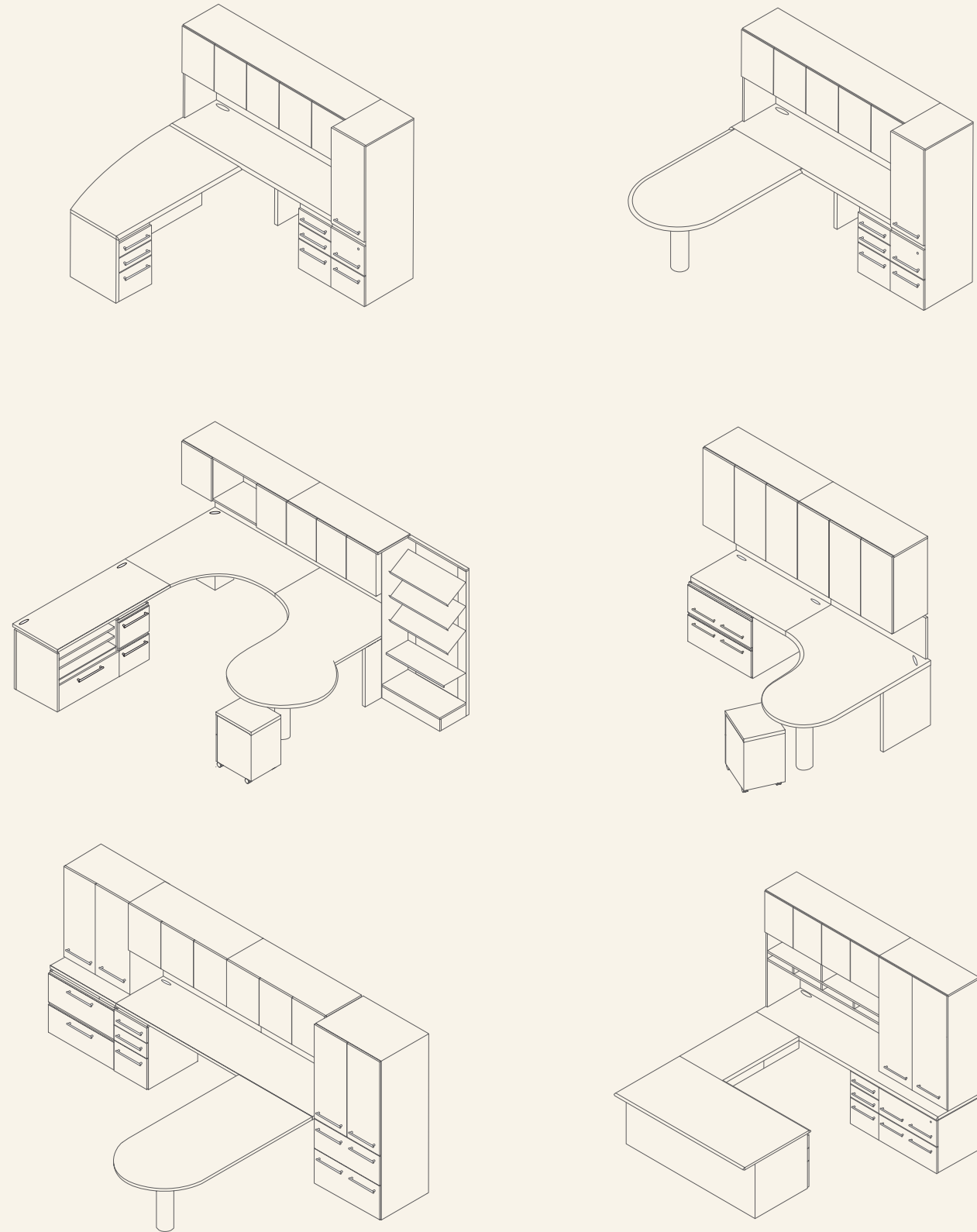
refined and responsible wood



tX2 features Metro's exceptional veneers, hand crafted finish, and Clarity™ – our water-borne, UV top coat that emphasizes the natural beauty of our veneers through the highest level of clarity and depth, meets the highest standards of durability, and protects the environment. Our wood expertise and partnerships with specialty veneer suppliers also allow us to easily apply figured veneers and hardwoods to our casegood system products through our custom wood program.

tX2 applications

The following examples illustrate tX2's application flexibility with its ability to accommodate any size workspace and a range of work process issues. Worksurface components are designed to follow the perimeter of a room for access to building power & data/voice, or may be specified with optional finished back panels. Integrated wire-ways manage cables below the worksurface, and convenient power & data/voice outlets at the desktop connect people to technology.

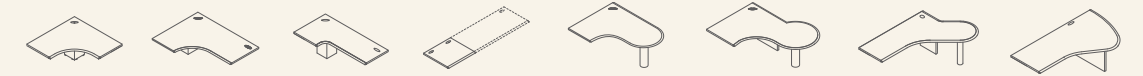


statement of line

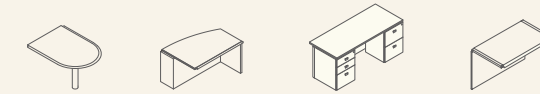
Straight flex-top worksurfaces are available in even sizes from 32" to 96". Wall mounted flex-box overhead storage is available every two inches from 18" to 30" to match flex-top dimensions in combination with standard sizes from 32" to 80". Standard overhangs are available wall mounted and with hutch or metal column supports. Universal worksurface end panels are field installed in right or left handed configurations for ease of specification and reconfiguration. Modular pedestals may be specified in any configuration below worksurfaces or used to create freestanding credenzas with flex-tops of corresponding sizes. Freestanding storage includes cabinets, bookcases and project walls.

worksurfaces

Tops



Extensions, Pedestal Desks & Bridges



Mobile Desks & Conference Tables



storage

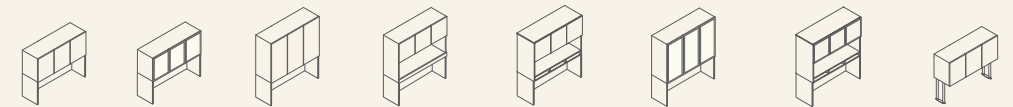
Modular Pedestals & Lateral Files



Overhead Storage Wall Mounted



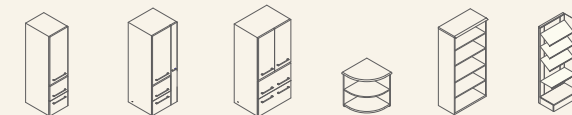
Overhead Storage Hutch & Column Mounted



Worksurface Mounted Bookcases



Storage Cabinets, Freestanding Bookcases & Project Wall



surface materials

Worksurfaces

Tops: wood or laminate with hardwood edge, wood with flat wood edge, or laminate with flat plastic edge

Inside supports: gray melamine or wood

Column supports: Graphite. Grommets: gray plastic

Mobile desk height adjustable legs: any Metro metal finish

Storage:

Case: wood or laminate

Doors: wood, laminate or frosted glass with aluminum trim

Storage side panels and hutch supports: wood or Cortex

Overhead column supports: any textured Metro metal finish

Rod or disc pulls: silver anodized or any Metro metal finish


Bow or button pulls: any Metro metal finish

Wood pull: matches wood drawer front


m/o pull: matte silver

design

Metro Design Group



Bevel Edge



Ellipse Edge



Waterfall Edge



Flat Wood Edge



Plastic Edge



Button Pull



Bow Pull



Disc Pull



Rod Pull



m/o Pull



Wood Pull



Cortex - Silver