


softcare



**STANDARD  
SOFTPULLS COLORS**



**OPTIONAL  
RIGID PULLS**



Rigid nylon "D" ring handle  
Rigid brushed stainless steel "D" ring handle  
Rigid smooth brass "D" ring handle  
Rigid traditional solid brass "D" ring handle

**STANDARD FEATURES**

**SOFTPULLS:** These large pulls provide ease of use by arthritic hands. These pulls do not cause injury because they are flexible and bend if bumped by a knee or hip. The soft, flexible pulls will always bounce right back in shape. Softpulls are easy to clean, even when stained with iodine solution.

**POSTING SHELF:** The posting shelf features an epoxy-coated steel and nylon roller slide mechanism. The posting shelf is standard on bedside table models 2002 and 2006.

**OPTIONAL FEATURES**

**BUMPER EDGE:** The optional bumper edge is available on the 1" bullnosed edge. It is available in the same colors as the Softpull. The bumper edge protects furniture from wear and the patient from injury. Bumper edges run around all four sides of the top.


**SPILL COLLECTOR TOP:** Spill collector features powder coat finish on 1" MDF core. Color selections are: Mocha Frost (a speckled light gray brown), Cappuccino (a solid taupe color with a pebbled texture), Espresso Frost (a speckled dark brown color) and Midnight Frost (a speckled black finish).

**TOWEL BAR:** Optional towel bars are available for placement on the cabinet side panels.


**GALLERY RAILS:** Gallery rails on the sides and backs of the Bedside tabletops prevent items from sliding off of the top.

**LITTER BAG HOLDER:** The magnetic litter bag holder provides a tidy option to hold paper or plastic bags.

**LOCKS:** Key locks can be specified as an option.



Bumper Edge



Gallery Rails



Posting Shelf



Spill Collector Top



Litterbag Holder



Softpulls



Towel Bar



Locks

26 series  
CABINETS BY softcare

softcare

Voice (519) 745-2101 Toll Free 1-800-342-8562 Fax (519) 745-8580  
www.softcarein.com

# 26 series

CABINETS BY **softcare**

26 Series cabinets provide an ideal healing environment with the natural comfort and warmth of wood.

A selection of color contrasting laminate tops with 1" thick bullnosed edges define perimeter surfaces. This detail is extremely helpful to those who suffer from vision impairment. Wood cabinets have rounded vertical front edges.

26 Series furnishings include: Bedside Tables, Dressers, Chests, Desks, Wardrobes, Hutch Tops, Bed End Tables and Over Bed Tables. Custom products are also available.

#### Standard Selections

- Selection of wood veneer, Oak or Maple is standard
- Selection of wood finishes
- Selection of high pressure laminate top colors
- Selection of Softpulls colors

A standard limited lifetime warranty is featured on the 26 Series.



Bedside Tables are available in either 3 drawer or drawer/door configurations.



Wardrobe units with custom configuration and writing desk.



26-BT-2001 Bedside Table  
3 Drawers  
Parchment Finish  
Gray Laminate Top  
Gray Softpulls



26-BT-2002 Bedside Table  
3 Drawers/Posting Shelf  
Honduras Finish  
Gray Laminate Top  
Gray Softpulls



26-BT-2005R Bedside Table  
Drawers/Door  
Nutmeg Finish  
Black Laminate Top  
Black Softpulls  
Optional Bumper Edge  
Optional Gallery Rails



26-WR-3601 Wardrobe  
Honey Finish with Teal Softpulls



26-DR-3801 Dresser/3 Drawers  
Teal Softpulls and laminate top with optional Teal bumper edge



26-DK-50-L4F Desk 48" x 18" x 31"H  
Natural Oak finish with Teal laminate top and Teal Softpulls