






CLASSIC COMBO DESK
MODEL NUMBER
LW46775

SPECIFICATIONS

- This design is a combination of a structurally strong frame and an incredibly durable thermo-plastic shell.
- The flexible nature of poly shell material provides maximum comfort.
- Each frame is designed with a large diameter steel tubing that is wrapped, reinforced and gas shielded metal arc welded for maximum strength.
- Choose from 6 poly shell colors.
- Choose from a variety of wood grain and solid desk tops colors.

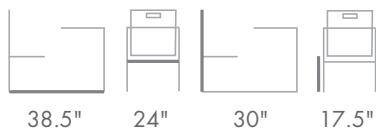

COLOR OPTIONS




SOLIWOOD




METAL FINISHES




POLYPROPYLENE | soft plastic




METAL FINISHES



LAMINATES



METAL FINISHES



SEAT & BACK | hard plastic



METAL FINISHES

