


ADVANTAGE

CONFERENCE PROGRAM



A TUOHY DESIGN TEAM COLLABORATION:
SALONE BASES: **5D STUDIO**
VESA BASES: **MANUEL G. VESA**




TUOHY FURNITURE CORPORATION
42 SAINT ALBANS PLACE
CHATFIELD, MN 55923
T: 800.533.1696 E: INFO@TUOHYFURNITURE.COM

THE CONFERENCE: A FORUM FOR COMMUNICATION.
A COMMITMENT TO PRODUCTIVITY.
THE CENTER OF STYLE.
INTRODUCING THE ADVANTAGE CONFERENCE COLLECTION:
ADDING THE LATITUDE OF CUSTOM MILLWORK
WITH THE INTEGRITY OF FINE FURNITURE MAKING —
ALONG WITH A SET OF TOOLS AND COMPONENTS
TO CONSTRUCT YOUR OWN DESIGN EXPRESSION,
TO YOUR OWN ADVANTAGE.





ADVANTAGE BEGINS WITH A SELECTION OF THE *world's finest* VENEERS AND HARDWOODS,
CAREFULLY CHOSEN FROM ENVIRONMENTALLY CERTIFIED SOURCES.





TECHNOLOGY IS ADAPTED WITH SENSITIVITY TO *styling* AND *function*.





MATERIALS MAY BE *mixed* AS DESIRED,

AND EXPRESSED THROUGH AN ARRAY OF EDGE, TOP AND BASE STYLES.


INDIVIDUALIZED DESIGN DETAILING MAY BE APPLIED TO A *complement* OF CONFERENCE COMPONENTS.

FROM MINIMAL TO COMPREHENSIVE, DETAILS MEET WITH *your* REQUIREMENTS.



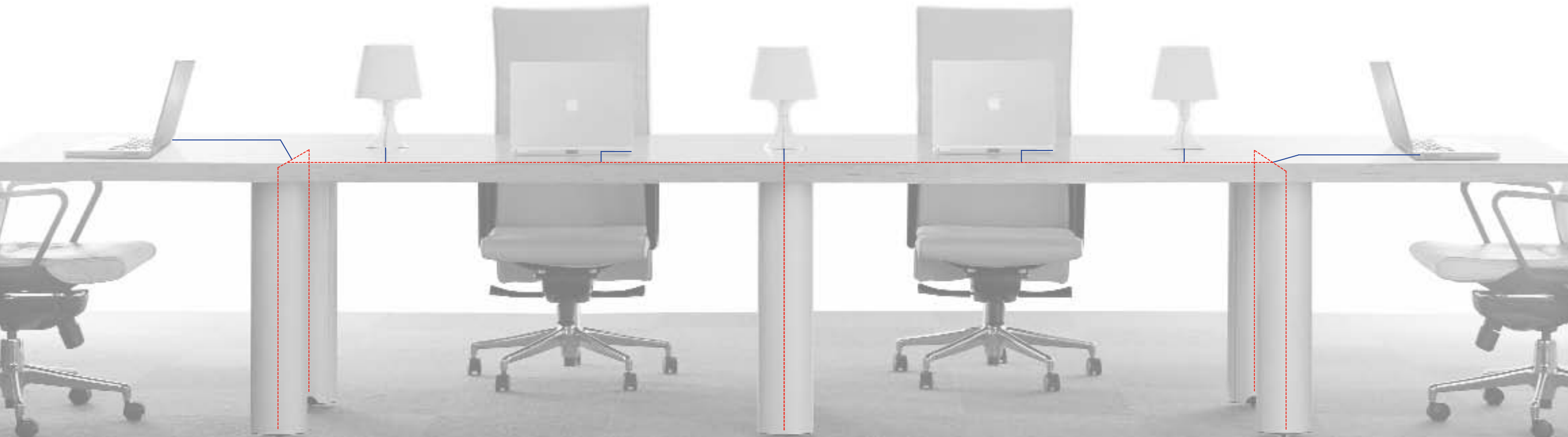
TABLES ARE AVAILABLE IN *assorted shapes* AND *configurations*.

THERE ARE NO SIZE LIMITATIONS; STANDARD LISTINGS ARE THROUGH 20 FEET IN *multiple sections*.



ADAPT TECHNOLOGY SOLUTIONS TO YOUR TABLE

WITH THE CONFIDENCE THAT COMPLETE *flexibility* AND *adaptability* ARE AVAILABLE
WITH UNDERSTATED ELEGANCE.



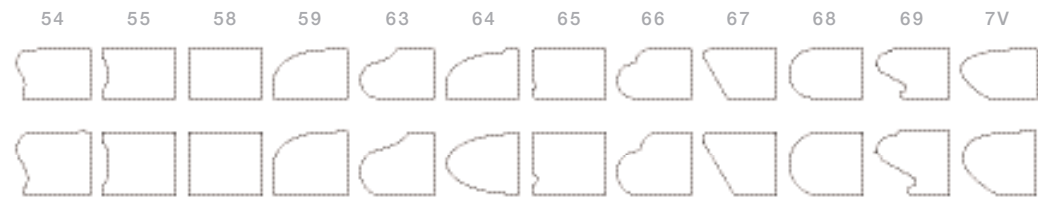


IN A *continuous range* OF SIZES, POWER DATA TROUGHS MAY BE MINIMAL OR COMPREHENSIVE WITH LIDS RANGING FROM ETCHED GLASS, FAUX LEATHER AND SATIN ALUMINUM TO HARDWOOD OR SOLID COLORS. IN ADDITION, *other materials* MAY BE APPLIED ON REQUEST. NOTE THAT NEARLY ALL ADVANTAGE BASES INCORPORATE INTEGRATED WIRE MANAGEMENT PATHWAYS.



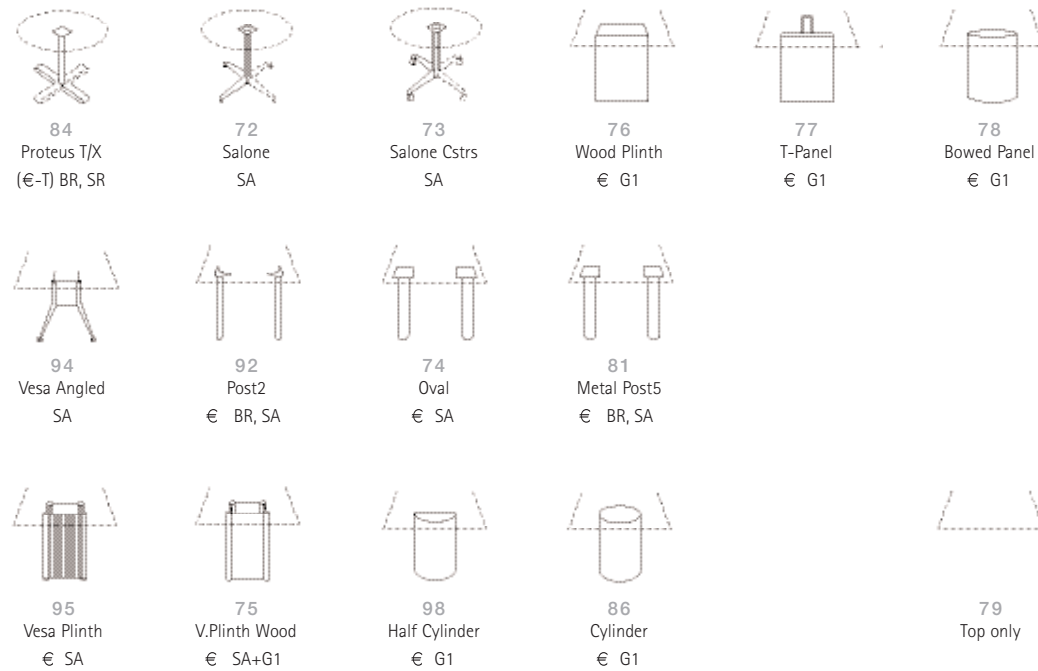
POWER DATA TROUGHS MAY BE MINIMAL OR COMPREHENSIVE, AVAILABLE IN A CONTINUOUS RANGE OF SIZES. CHOOSE FROM ETCHED GLASS, FAUX-LEATHER, SATIN ALUMINUM AND HARDWOOD OR SOLID COLOR LIDS. OTHER MATERIALS MAY BE APPLIED ON REQUEST. NEARLY ALL ADVANTAGE BASES HAVE *integrated wire management* PATHWAYS; OPTIONAL SOLUTIONS ARE ALSO AVAILABLE AS NEEDED.

EDGE CHOICES



Top thicknesses on most tops are 1.5 and 2 inches, as depicted above.
Some top shape/size combinations may not be available in both thicknesses.

BASE CHOICES



FINISH CODES

- BA Black Anodized
- BR Black Resin
- BW Black Wrinkled
- G1 Group 1 Wood Colors
- SA Satin Aluminum
- SC Satin Chrome
- SR Silver Resin

€ Denotes wire path provided

SHAPES AND SIZES Non-standard sizes are readily available.

CIRCLE	30	36	42	48	54	60	66	72
SQUARE	30	36	42	48	54	60		

TRACK (T) ELLIPSE (E) RECTANGLE (R) BOAT (B) VIDEO CONFERENCING (V)

	42	60	72	84	96	108	120	132	144	156	168	180	192	204	216	240
30	R	R														
36			TR													
38			EBV													
42			TREBV													
45					EB											
48					TR	TREB	TR	TR	TR							
51							EB									
52					V											
54								EB		TR	TR					
57						V			EB			RT				
60							V	V	V	VBE	VBE	VBE	TR	TR		
66													VBE	VBE	TR	
72															VBE	TR
78																VBE